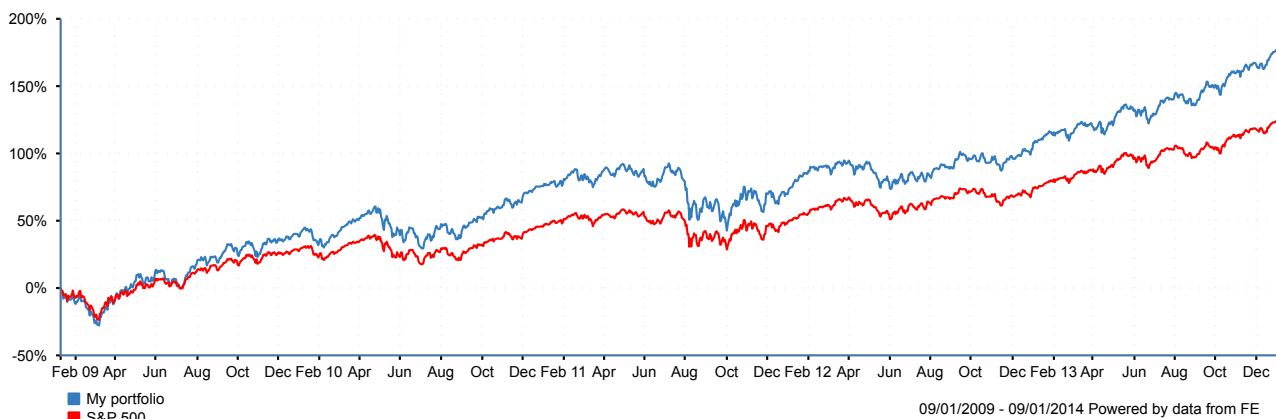


Performance of funds in this portfolio

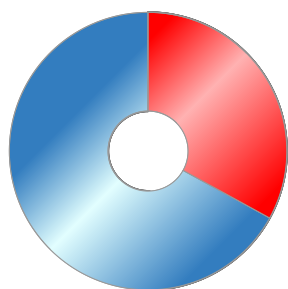


Cumulative performance	3m	6m	1y	3y	5y
My portfolio	6.6	5.6	28.1	49.4	160.8
S&P 500	5.6	1.7	24.0	43.2	106.0

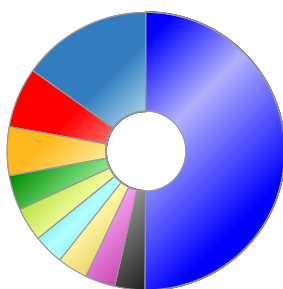
Discrete performance	0-12m	12-24m	24-36m	36-48m	48-60m
My portfolio	28.1	14.0	1.8	25.9	38.4
S&P 500	24.0	11.3	3.8	15.3	24.8

Annualised Performance	1y	3y	5y	10y
My portfolio	28.1	14.3	21.1	-
S&P 500	24.0	12.7	15.6	7.8

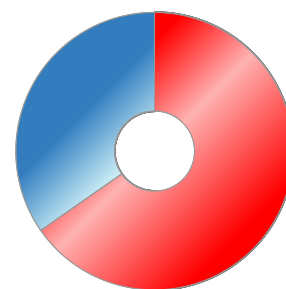
Asset Classes



Sectors



Regions



Name	Weight	Name	Weight	Name	Weight
US Equities	67.0	Chemicals	15.1	USA	34.7
Commodity & Energy	33.0	Aerospace & Defence	7.0	Other Holdings	65.3
		Conglomerates	5.7		
		Media	4.1		
		Fishery	3.9		
		Agriculture & Forestry	3.5		
		Electricity Supply	3.5		
		Machinery	3.5		
		Restaurants & Pubs	3.5		
		Other Holdings	50.1		

Manager	Fund name	% of Portfolio	5 Years Perf.
Vanguard	Vanguard Consumer Discret	34.7	250.2
Vanguard	Vanguard Industrials	32.3	150.7
Vanguard	Vanguard Materials	33.0	140.7
<b>Total portfolio</b>		<b>100.0</b>	<b>153.4</b>
Selected Benchmark	Benchmark - S&P 500		106.0

**Top 10 holdings (as % of Portfolio)**

Weight	Holding	Weight	Holding
<b>2.6</b>	MONSANTO CO	<b>1.6</b>	AMAZON COM INC
<b>2.5</b>	DU PONT DE NEMOURS IMMOBILIERE SA	<b>1.6</b>	FREEPORT-MCMORAN COPPER & GOLD INC
<b>2.1</b>	DOW CHEMICAL CO	<b>1.6</b>	HOME DEPOT INC
<b>1.7</b>	COMCAST CORP(NEW)	<b>1.6</b>	WALT DISNEY(HLDG)CO
<b>1.7</b>	PRAXAIR INC	<b>1.5</b>	LYONDELLBASELL INDUSTRIES NV